


Reading Strategy: 04 Skimming vs. Scanning

Class: _____ No.: _____ Name: _____


1000722

Look at the pictures bellow, which of them infer the reading strategies: skimming and scanning?

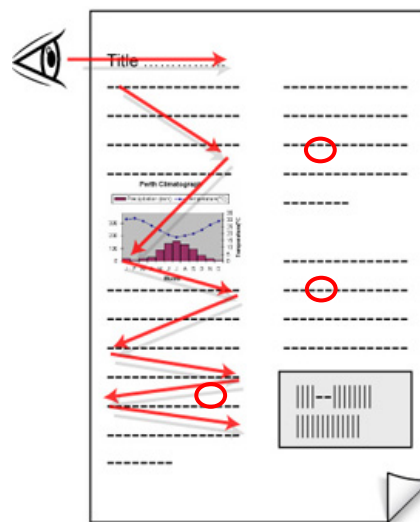
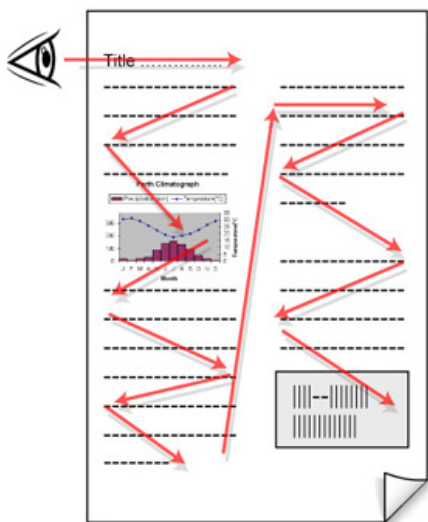
● _____



● _____



● _____



相同點：速讀並求快速理解

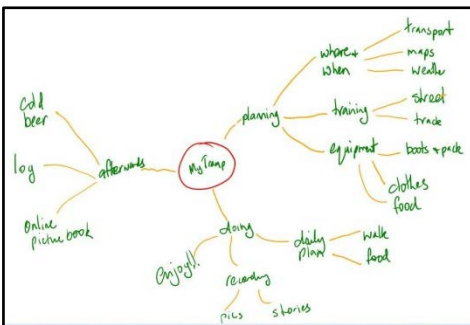
略讀 skimming	掃描 scanning
using a <u>quick survey</u> of the text: -- to get the main idea (掌握主旨) -- to identify text structure (辨識體裁) -- to confirm or question predictions (預測文意)	

■ 相同點：歷程相同，但閱讀的目的不同

<p>目的： 看標題、篇章小標、文章開頭與結尾，是否是感興趣或要找的文章。</p>	<p>目的： 快速看一篇文章，找看看有沒有自己要的特定訊息。</p>
<p>例如： 看報紙、看菜單</p>	<p>例如： 查電話簿、查字典</p>

Reading tips

- Before you begin to read, take a little time to think about what you already know about the topic.
- If you can, make some notes.
- Then write down some questions for yourself. What do you want to find out?
- After each section, pause. Think. Make a few notes. Ask more questions.
- Identify key points.
- When you've finished, talk yourself through the main points.
- Make sure your notes reflect what you've learned as a whole. Some students like to make a mindmap or other sort of visual representation.



Level	Attachment Height	Compatible Floor Level
High Ride	10'	7'
Easy Ride	8'	5'
Low Ride	7'	4'
Jungle Gym	8'	4' or 5'
End Ladder	8'	4' or 5'

